

جامعة الفرات الاوسط التقنية  
قسم هندسة تقنيات الكترولنيات الطيران

## اللغة الانكليزية

المرحلة الثالثة

م.م. حسنين محمد رضا

# التقييم وتقسيم الدرجات

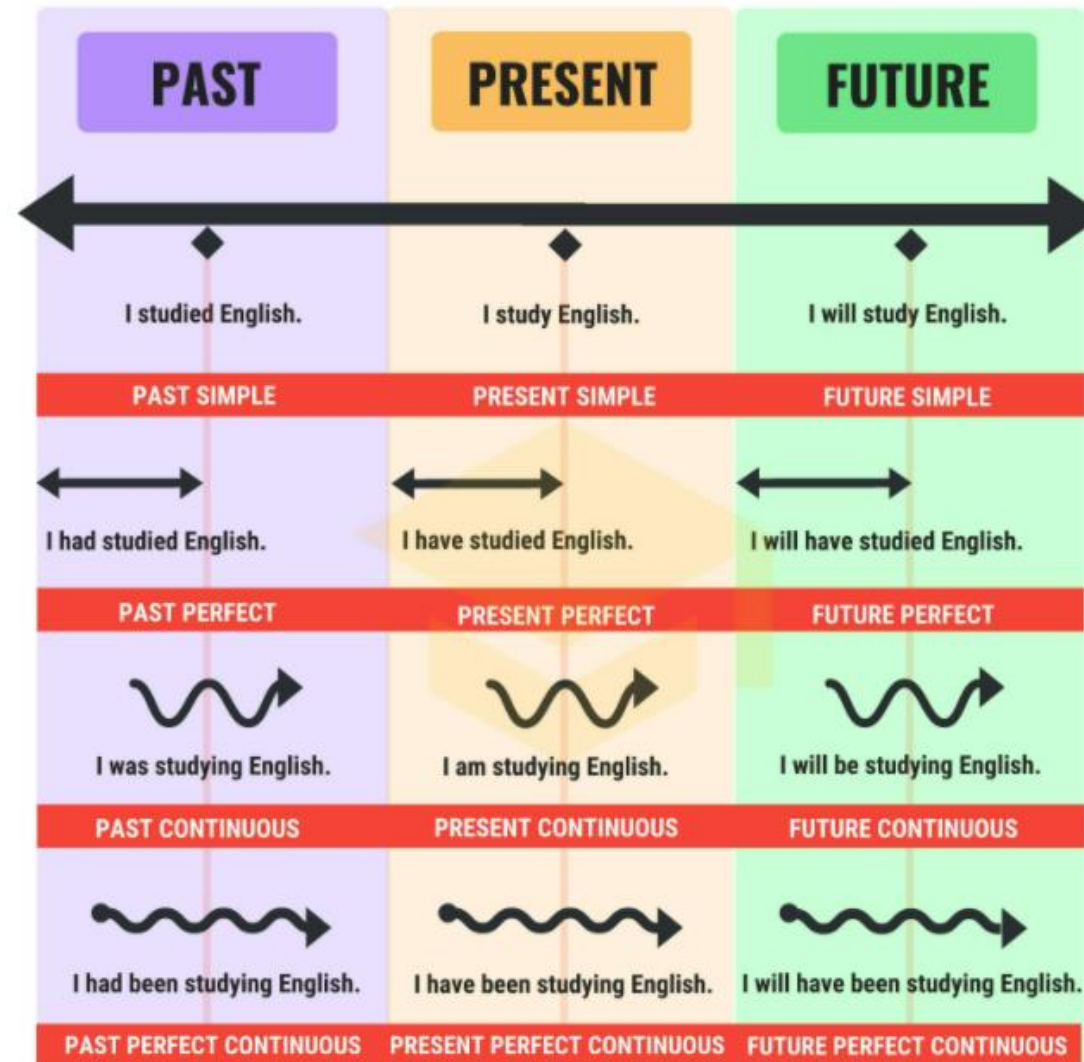
<b>%10</b>	<b>كوزات / أداء داخل المحاضرة / واجبات</b>
<b>%20</b>	<b>امتحان كورس أول</b>
<b>%20</b>	<b>امتحان كورس ثاني</b>
<b>%50</b>	<b>امتحان نهائي</b>



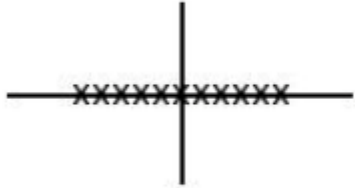
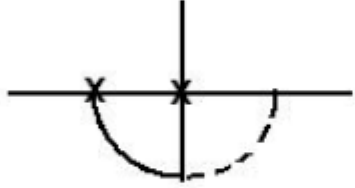
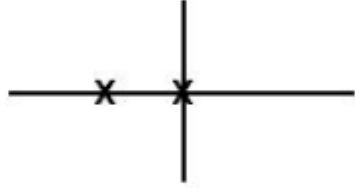
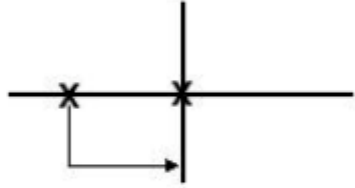
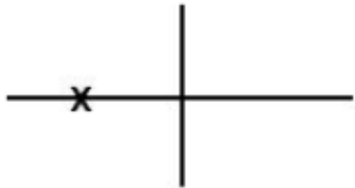
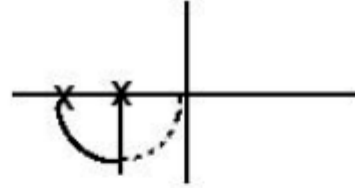
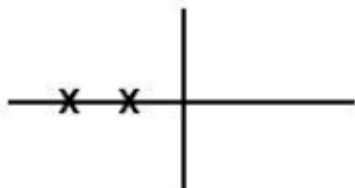
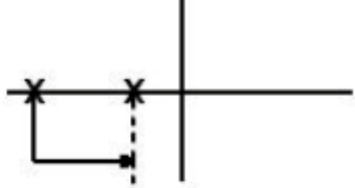
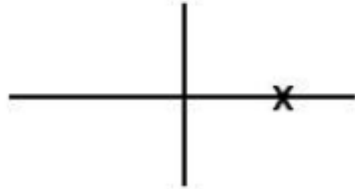
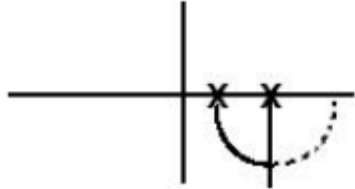
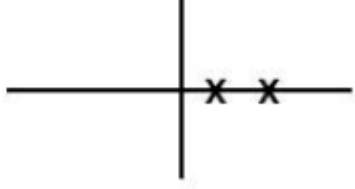
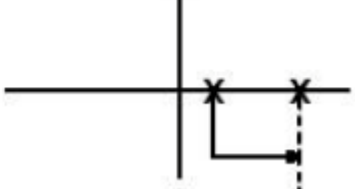
المادة ستكون شاملة لعدة اقسام أهمها :

1. Grammar
2. Vocabularies & Reading Paragraphs

# Tenses In English



## Verb Tense Chart based on Azar

<p><b>simple present</b> I <b>study</b> every day. <i>(habitual action – past to present to future)</i></p> 	<p><b>present continuous</b> I <b>am studying</b> right now. <i>(action began in past, may continue into future)</i></p> 	<p><b>present perfect</b> I <b>have studied</b> Chapter 1. <i>(past action with indefinite time span)</i></p> 	<p><b>present perfect continuous</b> I <b>have been studying</b> for two hours. <i>(action began in past and continues until now)</i></p> 
<p><b>simple past</b> I <b>studied</b> last night. <i>(action completed in the past)</i></p> 	<p><b>past continuous</b> I <b>was studying</b> when you called. <i>(action begun in past, implies possible continuation after second past event)</i></p> 	<p><b>past perfect</b> I <b>had studied</b> drawing before I began to study painting. <i>(past action completed before second past action)</i></p> 	<p><b>past perfect continuous</b> I <b>had been studying</b> for two hours when my friends came over. <i>(past continuous action occurring when second past action occurred)</i></p> 
<p><b>simple future</b> I <b>will study</b> tomorrow. <i>(action will occur in the future)</i></p> 	<p><b>future continuous</b> I <b>will be studying</b> when you arrive. <i>(continuous future action will continue to happen when another future action occurs)</i></p> 	<p><b>future perfect</b> He <b>will have finished</b> reading by the time you arrive. <i>(future action will be completed by time another future action occurs)</i></p> 	<p><b>future perfect continuous</b> I <b>will have been studying</b> for two hours by the time you arrive. <i>(future continuous action will happen when another future action occurs)</i></p> 

# Simple Present

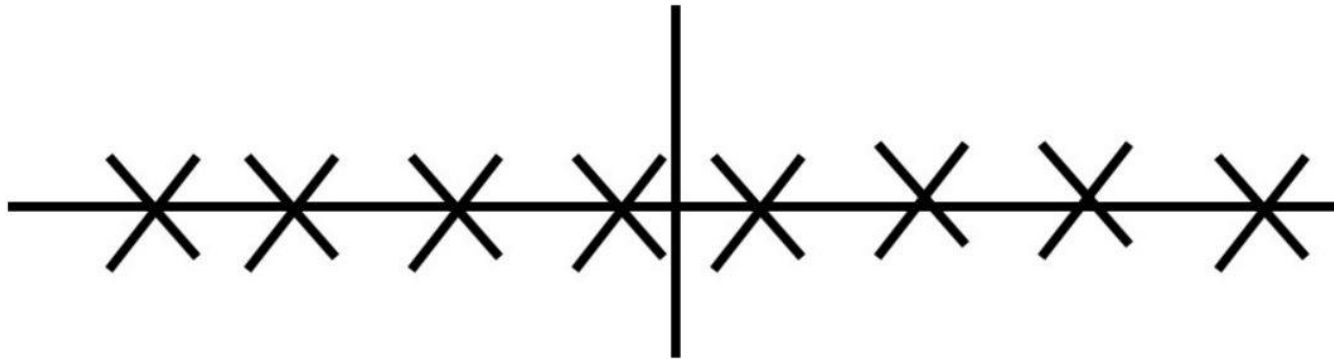
The simple tense is used to express habitual or everyday activity.

- I *get up* at seven *every morning*.
- I *always eat* a salad for dinner.

It also used to express Some thing was true in the past, is true in the present and will be true in the future (Like general statement of facts and general truth)

## The Simple Present Tense

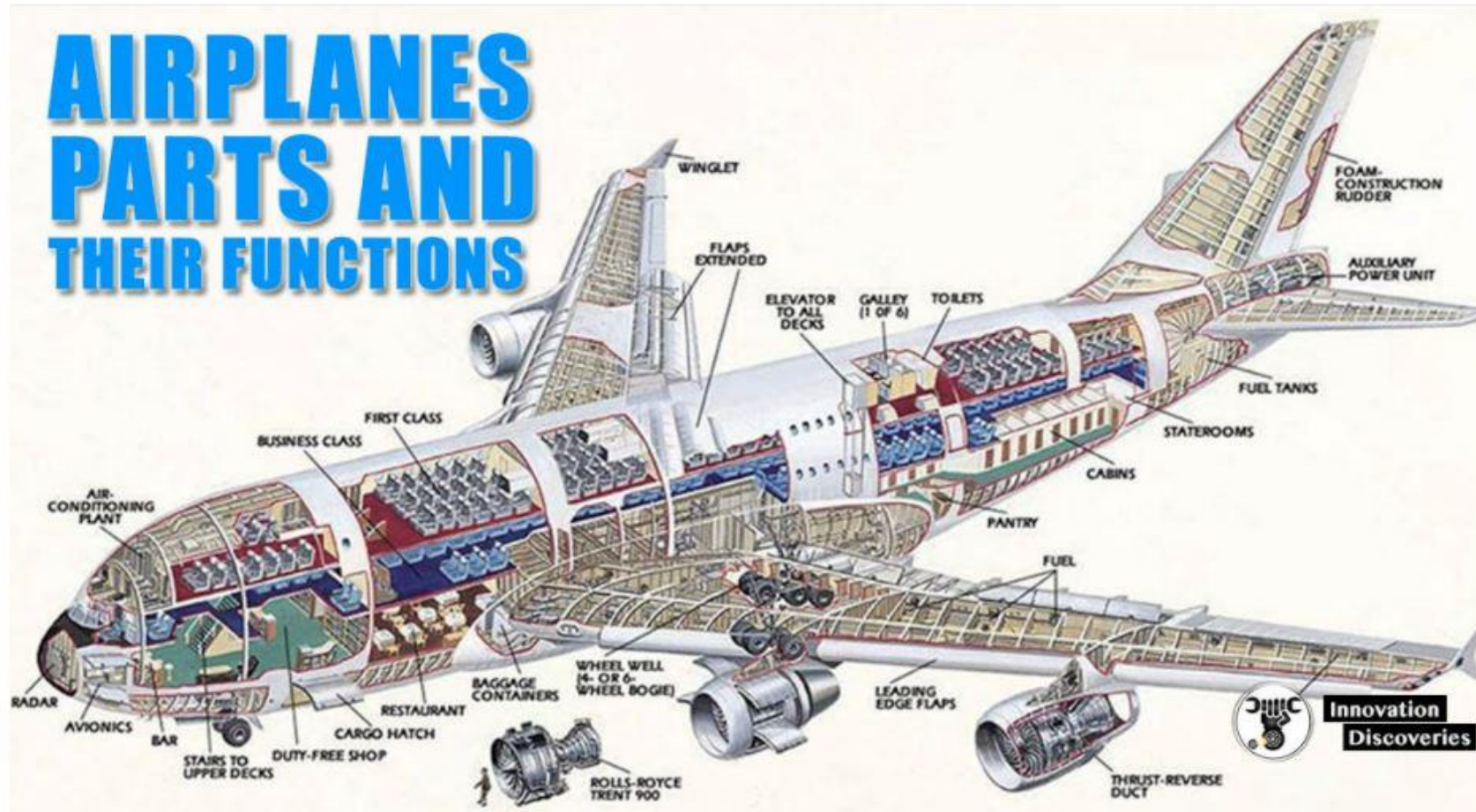
**This tense also expresses general truths or facts that are timeless.**



**Snow falls in the December in Minnesota.**  
**Water boils at 100 degrees Celsius.**



# Vocabularies & Reading Paragraphs

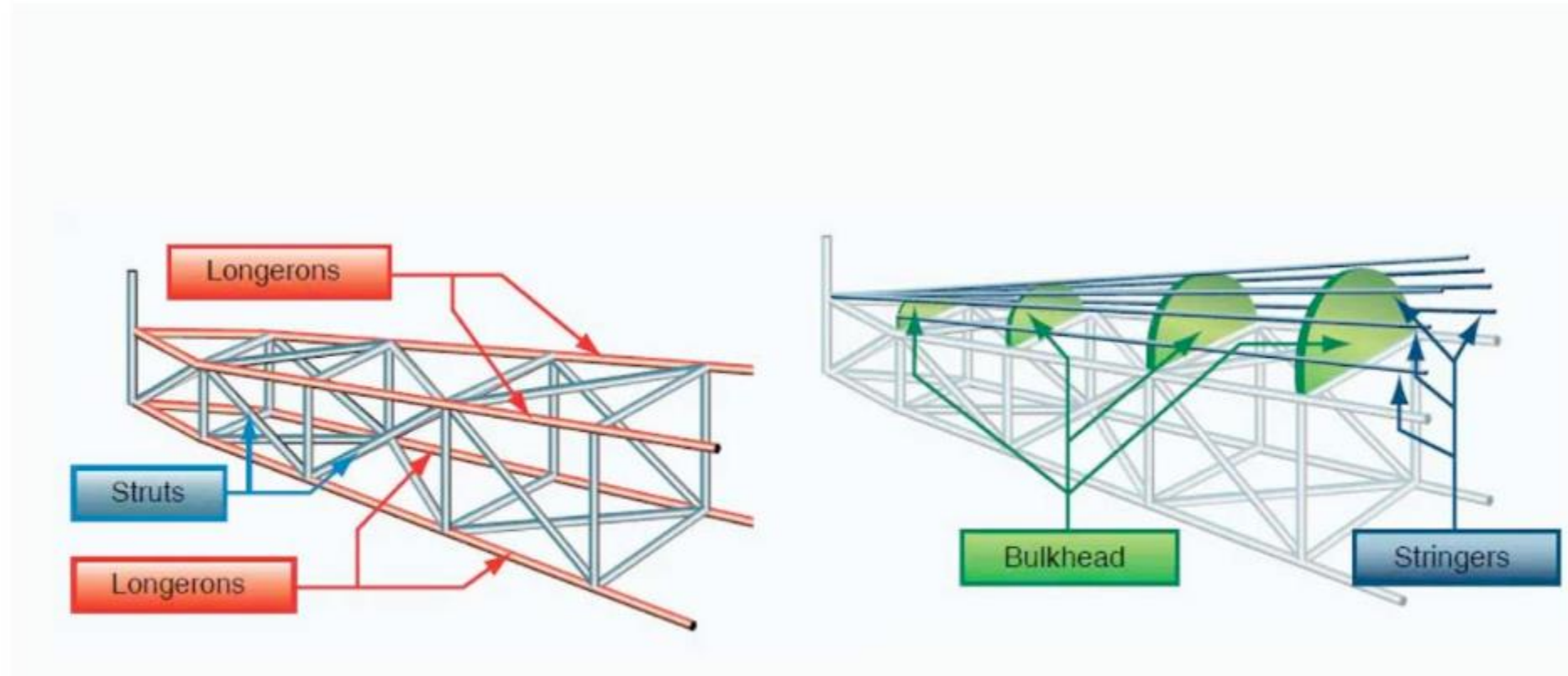




# 1. THE FUSELAGE

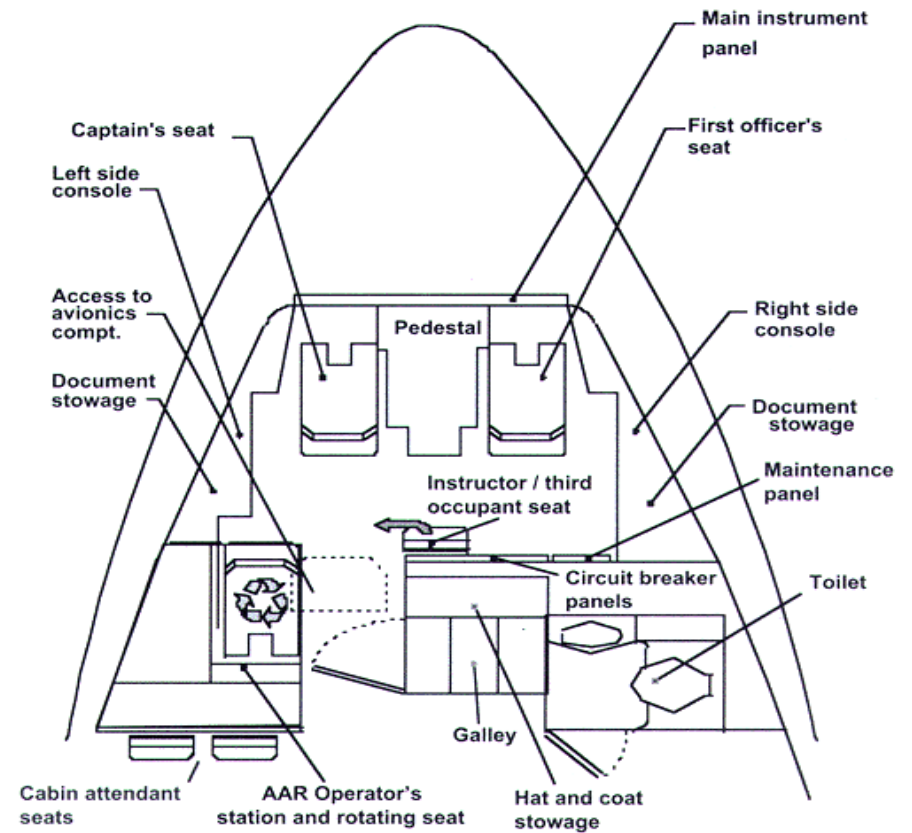
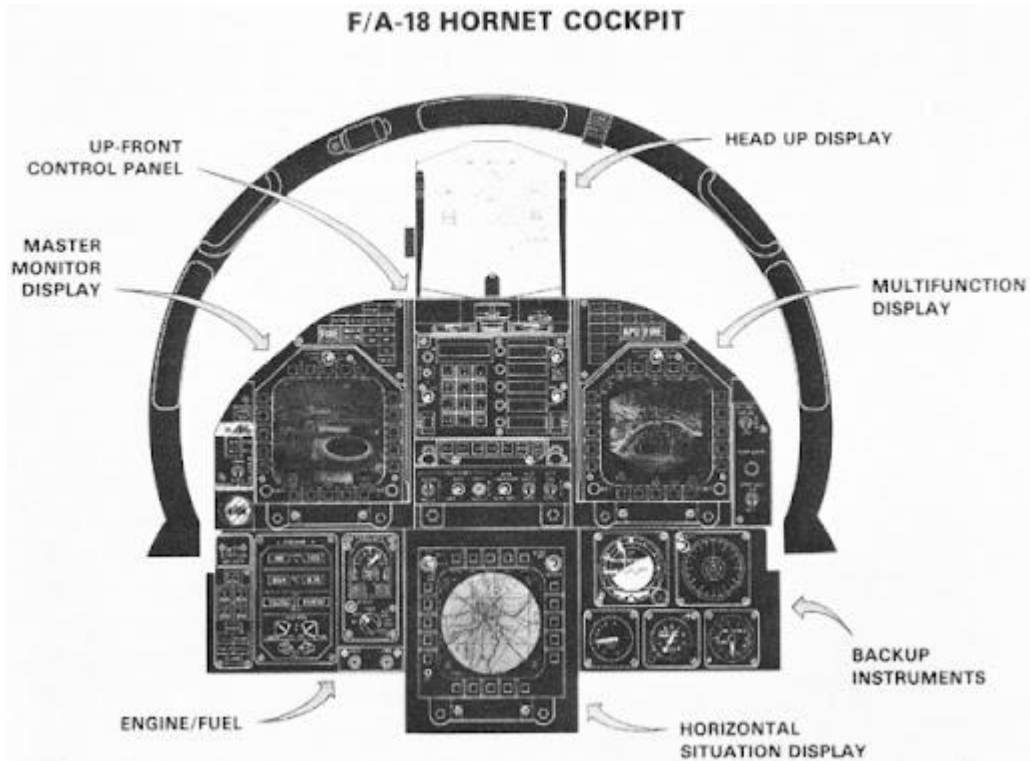
## Fuselage

It holds the structure together and accommodates passengers and cargo. Modern aircraft fuselage may accommodate up to 800 passengers in economy class (e.g., A380) and up to 112,700kg cargo (e.g., B747-400ER).



# The cockpit

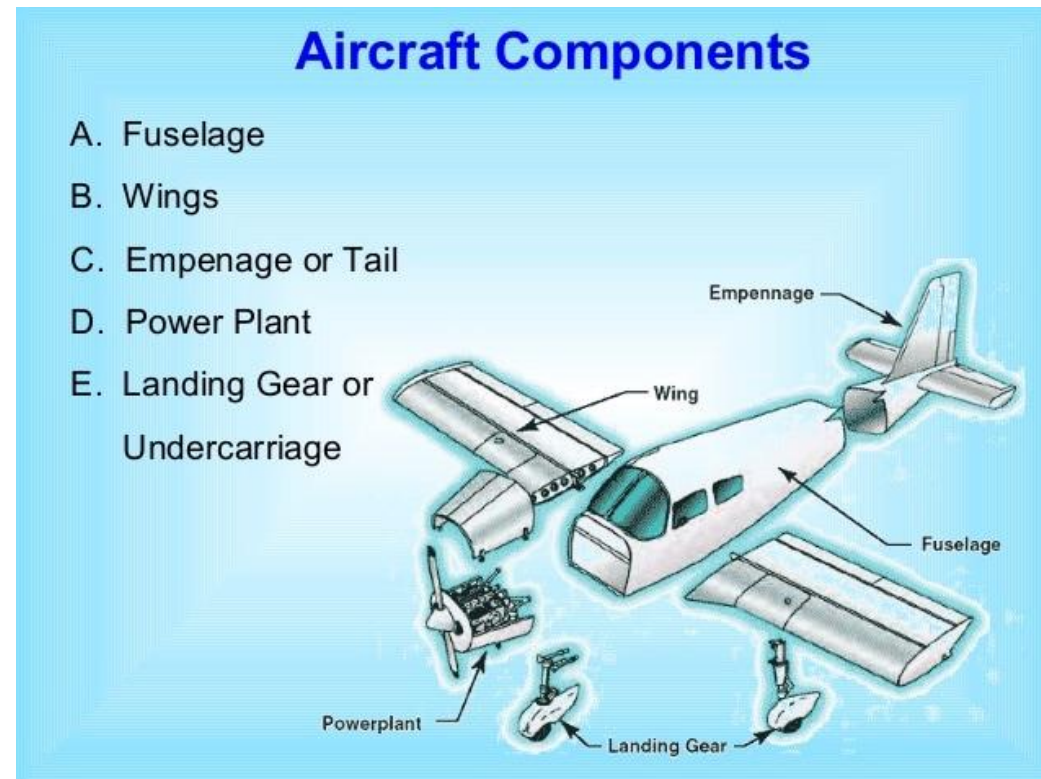
It holds the command and control section of an airplane. Modern aircraft cockpits have several vital instruments for controlling the aircraft on the ground and when flying.



## 2. POWER-PLANT AND UNDERCARRIAGE

Engines generate thrust and provide hydraulic and electric power. Modern aircraft are employed with different engines, although jet engines are favored by most commercial airliners.

The undercarriage, also known as landing gear, provides a platform for the aircraft to stand and plays a crucial role in landing and take-off.



### 3. WINGS

Wings generate lift and control the airflow while flying. Wing design is a crucial factor in aviation: a wing is designed to reduce drag at the leading edge, generate lift by its crescent and manage airflow using the rear edge.

Furthermore, while gliding (i.e., without engine power), the wings allow the pilot to increase and decrease the descent rate.

It adjusts the wings' angle of attack, increasing lift. Slats are fitted at the wings' leading edges, and deploying them increases the wings' angle of attack, allowing the pilot to increase the wing's generated lift.

